

dwell

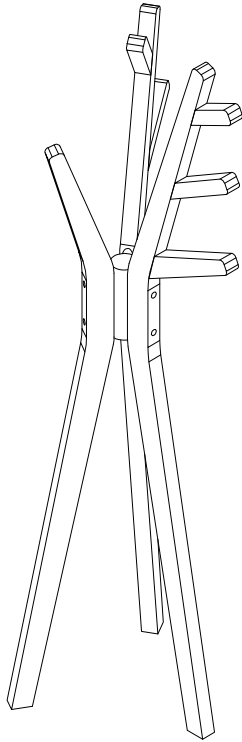
Tree coat stand walnut

107275 - walnut

107276 - High gloss white

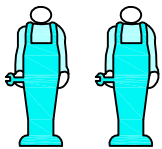
110664 - High gloss black

134555 - Oak

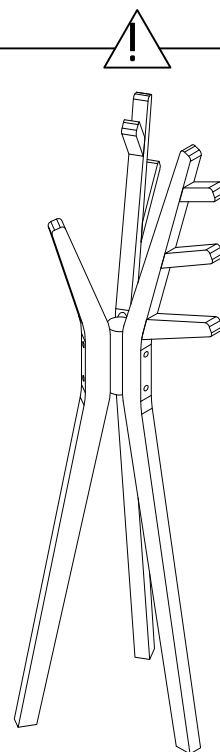
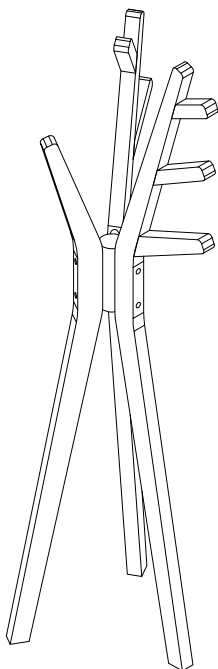


PLEASE READ

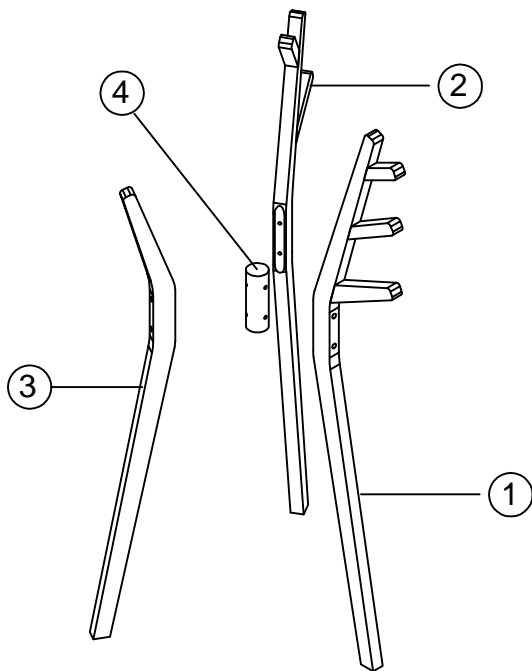
- Please read the assembly Instructions carefully.
- We cannot accept return on any part or fully assembled products.
- Identify each part of the furniture before assembly using the instructions.
- Check all pieces are present and correct.
- Ensure you have all of the correct tools needed for assembly.
- Clear a suitable place to work.
- Never force the fittings together.
- Do not fully tighten any screws until all pieces of the main structure are in place.
- Keep these instructions for future assembly.




2 persons
assembly



COMPONENTS



TOOLS NEEDED



M5

HARDWARE

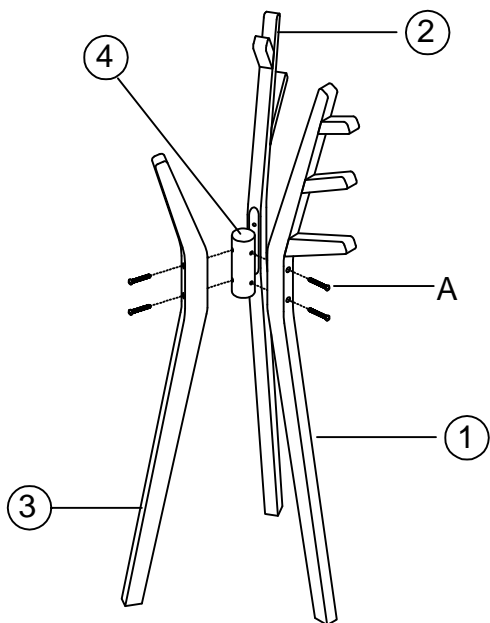


A x6
M8*60

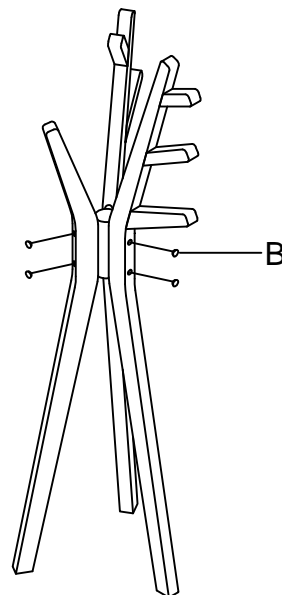


B x6
Ø20


1 ▷



2 ▷



TOOLS NEEDED



M5

HARDWARE



A x6
M8*60



B x6
Ø20